

FCE107



Land Allocations Consultation Room to Live, Space to Breathe  
**Consultation Response Form**

## How to make comments

You need fill out only one copy of your contact details. However, **please fill in a separate response form for each site or issue that you wish to comment on.** Please indicate in the box provided on the contact details form the total number of pages enclosed. Please complete the attached Equality Monitoring Form if you wish.

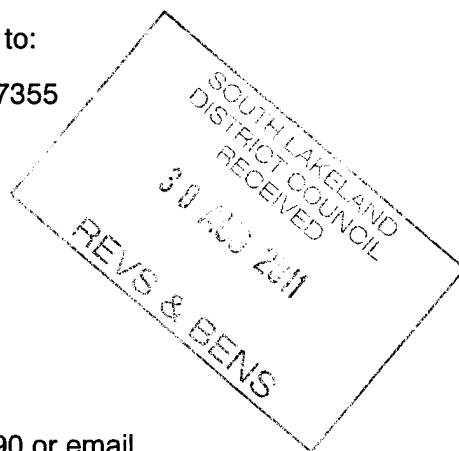
An electronic copy of this form is available at [www.southlakeland.gov.uk/landallocations](http://www.southlakeland.gov.uk/landallocations)

Electronic forms or responses by email can be sent to [developmentplans@southlakeland.gov.uk](mailto:developmentplans@southlakeland.gov.uk).

Responses on paper copies of this form should be posted or faxed to:

Development Strategy Manager  
South Lakeland District Council  
South Lakeland House  
Lowther Street  
Kendal  
LA9 4DL

Fax: 01539 717355



You may also hand in your form to the council offices at:

- South Lakeland House, Lowther Street, Kendal; or
- Ulverston Local Link (Town Hall)

If you require additional copies of the form please call 01539 717490 or email [developmentplans@southlakeland.gov.uk](mailto:developmentplans@southlakeland.gov.uk).

Internet access is available at your local library and at South Lakeland House, Kendal.

**Please ensure that your comments reach the Council Offices at South Lakeland House, Kendal no later than Friday 9th September 2011.**

## Your contact details and privacy

Anonymous comments will not be accepted. Comments cannot be treated as confidential and will be available for public inspection. Your submitted comments will be used in the preparation of the LDF.

Contact details, signatures and private addresses will not be made public. Any data that you supply will be held in accordance with the Data Protection Act 1998.

## Viewing the relevant documents

The consultation document, which includes maps of the sites we would like comments on can be viewed at council offices and local libraries and downloaded from the Council website

## Any questions?

If you need help completing the comments sheet, require further information or are unsure about any aspect of the consultation, our Development Plans Team will be pleased to advise.

Contact details are:

Tel: 01539 717490

Email: [developmentplans@southlakeland.gov.uk](mailto:developmentplans@southlakeland.gov.uk)



Land Allocations Consultation Room to Live, Space to Breathe  
**Consultation Response Form**

## Your contact details

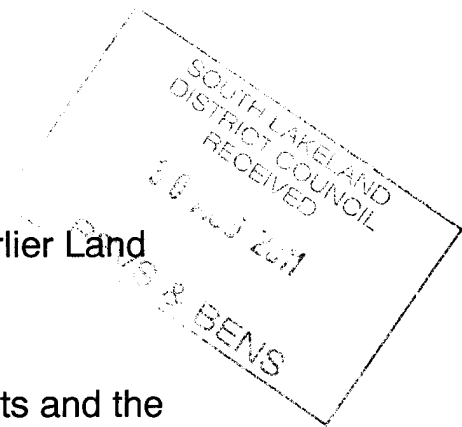
If you are completing a paper copy of this form please use CAPITALS and BLACK INK.

Your details	Your Agent's details (if you have one)
Organisation:	Organisation:
Name: <i>J A KITCHEN</i>	Name:
[Redacted]	Address:
	Postcode:
	Tel:
	*Email:

\*We aim to minimise the amount of paper printed and sent out. Therefore, where an email address is supplied, future contact will be made electronically.

This response contains  pages including this one.

Please tick the box if you would like us to notify you when the Land Allocations Development Plan Document is submitted to the Secretary of State for independent examination and when it is adopted by the Council.



**Land Allocations - Further Consultation**

Please use this form to comment on:

1. Alternative sites put forward by respondents to the earlier Land Allocations consultation (January - April 2011);
2. Time span of the Land Allocations document
3. The approach to development in small villages, hamlets and the countryside.

Please complete one of these sheets for every response you make.  
 (Please also note that comments made in earlier consultation need not be repeated.)

**1. Alternative Sites**

Please let us have your views on alternative sites suggested by respondents to the previous consultation. (Please note, these are not SLDC suggestions.)

<b>Which site do you wish to comment on?</b>		
<b>Settlement</b> (e.g. Natland)	<b>Site reference number</b> (e.g. RN298#)	
NATLAND	RN 256 #	
<b>Please indicate below whether you support, support in part or oppose the suggestion that this site be included in the Land Allocations document (please tick as appropriate)</b>		
Support <input type="checkbox"/>	Support in part <input type="checkbox"/>	Oppose <input checked="" type="checkbox"/>
<b>Please explain your reasons/add your comments below (continue on a separate sheet/expand box if necessary)</b>		
<p>There's no need for a car park when in reality it would be un-used the majority of the time. Problems at the school could be sorted by parking restrictions and staggered pick up/drop off times.</p> <p>Park Close has had alot of disruption in recent years and would be unfair to inflict further disruption in this area. The proposed plan would break into 2 prime Pastures. There is also the fact that "Natland Park farm" was a historic hunting park dated back to the "medieval times" and this plan infringes on it (no research has been done on this</p>		

to establish it's historic context)

**2. Time Span of Land Allocations Document:**


Should the Land Allocations document plan period remain 2003 – 2025 or cover a shorter period, for example, 2003-2020?

<b>Please indicate whether you support, support in part or oppose a reduction in the timescale of the Land Allocations document (please tick as appropriate)</b>		
Support <input type="checkbox"/>	Support in part <input type="checkbox"/>	<input checked="" type="checkbox"/> Oppose <input type="checkbox"/>
<b>Please explain your reasons/add your comments below</b> (continue on a separate sheet/expand box if necessary)		

**3. Small Villages, Hamlets & Open Countryside**

Do you think the future housing and employment land needs of small villages, hamlets and open countryside are best met by: -

- A. Allocating sites for houses and employment in the Land Allocations document; or
- B. Communities and/or developers bringing forward sites for housing and employment for consideration under relevant Core Strategy policies, through neighbourhood plans and/or other local initiatives.

<b>Please indicate which of the above options you would support. (Please tick as appropriate)</b>	
A <input type="checkbox"/>	B <input type="checkbox"/>
<b>Please explain your reasons/add your comments below (continue on a separate sheet/expand box if necessary)</b>	
	

Thank you for your views and suggestions.

**This page is intentionally blank**